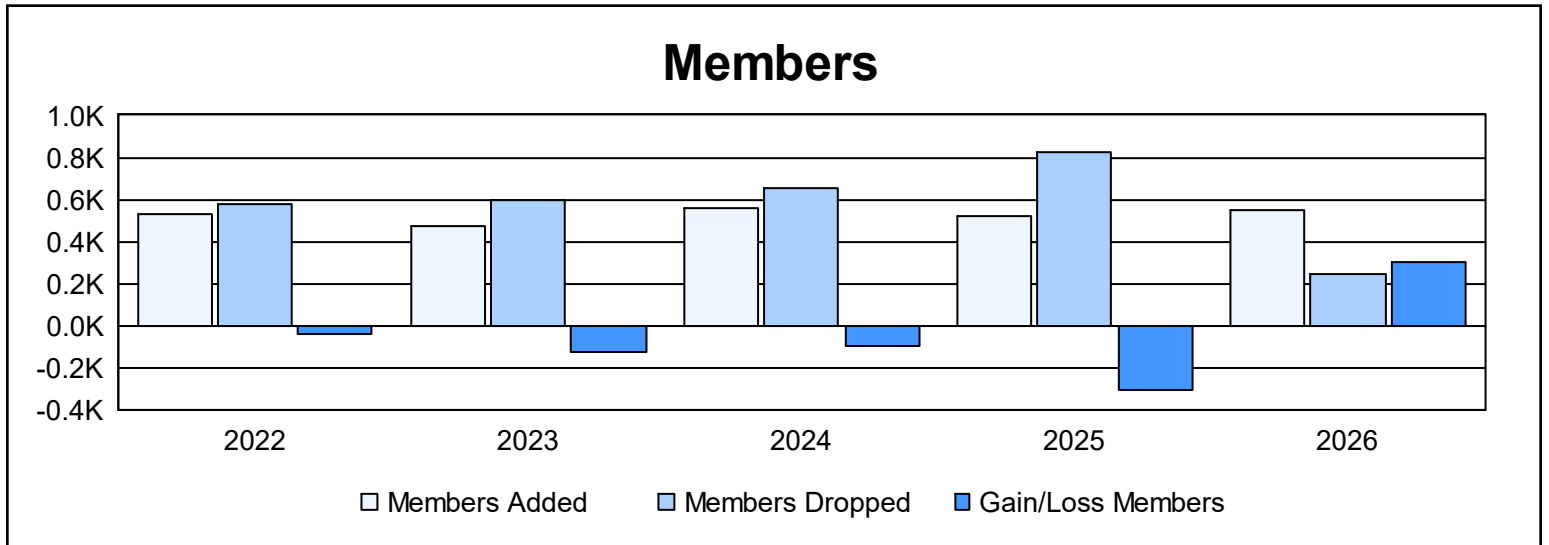
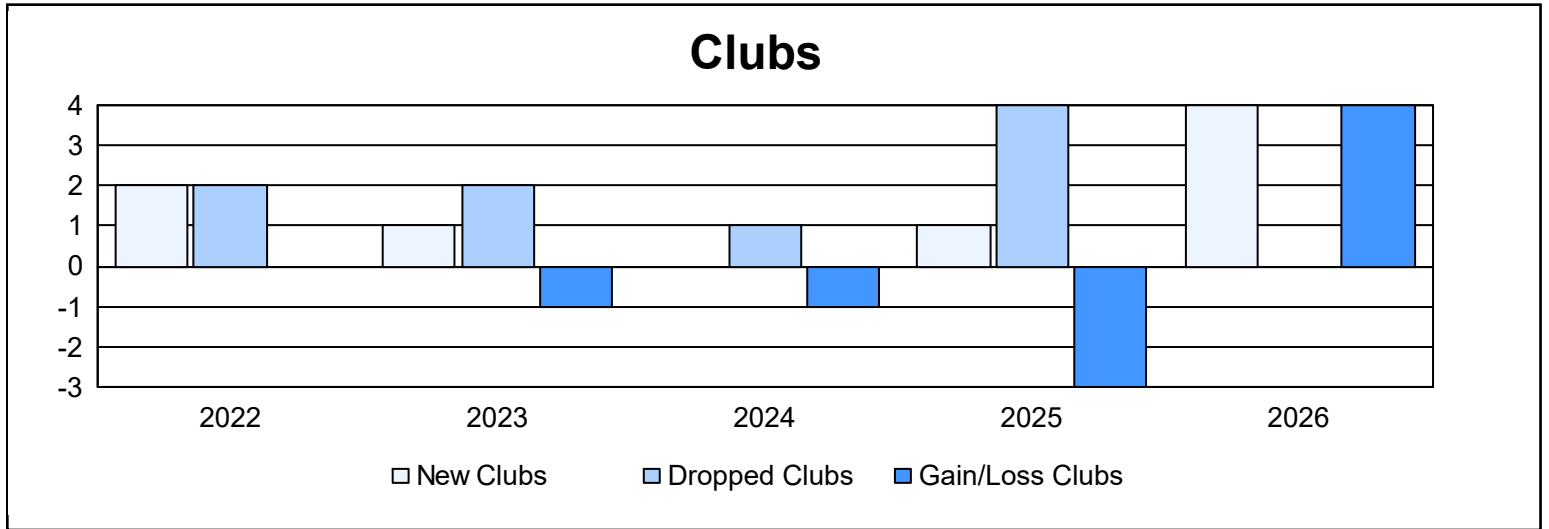
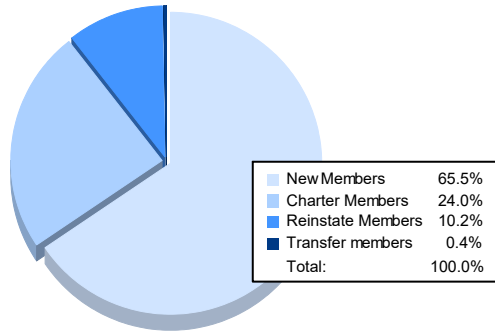


| Year | New Clubs | Dropped Clubs | Gain/ Loss Clubs | New Members | Charter Members | Reinstate Members | Transfer Members | Total Member Added | Total Members Dropped | Gain/ Loss Members |
|----------------|-----------|---------------|------------------|-------------|-----------------|-------------------|------------------|--------------------|-----------------------|--------------------|
| 2021-2022 | 2 | 2 | 0 | 441 | 67 | 23 | 1 | 532 | 576 | -44 |
| 2022-2023 | 1 | 2 | -1 | 409 | 39 | 19 | 5 | 472 | 600 | -128 |
| 2023-2024 | 0 | 1 | -1 | 541 | 1 | 13 | 1 | 556 | 656 | -100 |
| 2024-2025 | 1 | 4 | -3 | 441 | 44 | 25 | 13 | 523 | 827 | -304 |
| 2025-2026 | 4 | 0 | 4 | 360 | 132 | 56 | 2 | 550 | 246 | 304 |
| Average | 2 | 2 | 0 | 438 | 57 | 27 | 4 | 527 | 581 | -54 |



Membership Composition January 2026 Cumulative



Gender Composition January 2026 Cumulative

